

PROJECT DISSERTATION ON

“PC HELP DESK”

*Submitted in partial fulfilment of the requirements
For the award of the degree of*
Master of Computer Application (MCA)
To
Galgotias University



Under the Guidance of:

Dr. Arvind Kumar
Professor
Department of SCSE

Submitted by:

Roushan Kumar
18SCSE2030003
Mukul Kumar
18SCSE2030074

Session 20019-2020

ACKNOWLEDGEMENT

I have a great pleasure in acknowledging the help given by various individuals throughout the project work. This project is itself an acknowledgement to the inspiration drive and technical assistance contributed by many individuals. I express my sincere and heartfelt gratitude to **Dr. Arvind Kumar (Professor) of School of Computing Science and Engineering**, for being helpful and co-operative during the period of the project. I also express my deep gratitude to the faculty members and our team members for their valuable guidance, timely suggestions and help in the completion of this project.

I extend my sincere thanks to all the non-teaching staff for providing the necessary facilities and help. Without the support of anyone of them this project would not have been a reality.

Your sincerely

Roushan Kumar

Mukul Kumar

CERTIFICATE OF ACCEPTANCE

This is to certify that the project work entitled, “**PC HELP DESK**” Submitted in partial fulfilment of the degree of MASTER IN Computer Application to the Galgotias University Grater Noida,done by Mr. Roushan Kumar Roll No.18032030029 and Mukul Kumar is an authentic work carried out by him at HeeraSoft Technology pvt limited under my guidance.The matter embodied in this project work has not been submitted earlier for any degree or diploma to the best of my knowledge and belief.

Roushan Kumar

Mukul Kumar

[Signature of the student]

TABLE OF CONTENTS

CONTENTS	PAGE NO.
1. Introduction.....	1
2. Objectives.....	2
3. Requirement and analysis.....	3
4. feasibility study.....	4-5
5. Design.....	6
6. Role in project.....	7- 8
7. Working Methodology.....	9-11
8. Testing.....	12-14
9. Data Flow Diagram.....	15-16
10.Screen Shots.....	17-20
11.Code	22-63
12.Future Scope	64
13.Referance.....	65

INTRODUCTION

As a being professional it is good to do project on professional education

And real world project to enhance the skill and development. The idea comes from the present flood in number of online business rapidly increases. Here visitor can add data into the database. The data can be retrieved easily. The interface is very user-friendly. The data are well protected from other source/organization for personal use and makes the data processing very fast.

The purpose of the project is to provide the best services and products for the client.

Comtech Infosystem Services provide you Computer Service & IT Solutions right when you need them. Whether you are a home user or a business person, it bring to you highly cost effective, unmatched services to create an extraordinary experience for you. CISGROUP provides both off-site and on-site technical support and Computer Service for Laptops, Servers, and network infrastructure. Based out of Noida the company is giving Computer Service, Hardware repair & AMC services in whole Noida, Delhi, Gurgaon and NCR region. CIS GROUP provide Complete Computer services e.g. PC repair, Laptop repair, Server maintenance, Printer repair and deploy resident Engineers ,installation, Printers repair, Server Maintenance and we also installed Firewall/UTM devices to protect your network from the viruses and spyware threats.

OBJECTIVE

The objective of my Project is to record the details various activities of user. It will simplify the query. During services every client will be got appropriate satisfaction. Specific support will also be provided at key points within the services period. Trained staff will be provided . This experience is designed by the HeeraSoft to give the client a full time services under the supervision of a cooperating development team. Along with the fulfillment the requirement of client and customers the web site were created in the such that it can be must be serve the same result when it open on the any screen (i.e the web site is fully responsive and it content not be clipped even it can be open on the small screen , mobile ,tablet , desktop ,laptop and so on.

The main objectives for establish an online occurrence are:

1. Promoting a service or product online.
2. Selling a service or product.
3. Providing product support or customer service.
4. Providing corporate information.
5. Establishing brand awareness and corporate identity.

Requirement and analysis

Website requirements analysis is the predecessor of any web development project. As such, it identifies the client's specific requirement and preference right from the start. Ensuring that the final product much closer to client's expected result.

Data Gathering :-

The is beginning phase of website requirements analysis concerns web developers in collecting valuable data about specific project requirements from client, developers simply glean to be carried to the next level of the process.

Requirements identification:-

At this phase all collected requirement information are carefully observed, analyzed, outlined, and discussed to address any conflicts or partiality. It would help the web developer in formulating a clear plan to satisfy those requirements. Such plans may involve prototyping, database design, formulating data flow diagrams and transition flow diagrams.

Resolving issues:-

When all issues and concerns are determined, this phase involves initiating action to resolve those issues professionally.

FEASIBILITY STUDY

A feasibility study is an evaluation tool that helps to determine the profitability of the certain idea. The evaluation is done on the basis of the past or the existing information that's needs to be projected in the future. It is an analysis that evaluates one or more potential action steps and recommends how the organization should proceed.

In simple words the feasibility study can be defined as the preliminary study that is being conducted to examine whether a certain project is capable of being done in a practical and useful way or in another words in an efficient and effective way. The outcome of this study helps to make a decision that, whether to proceed with the project or not.

***Purpose/Uses of a feasibility study**

As an evaluative tool, feasibility study is used for variety of purposes. Some of the objectives behind the feasibility study are –

- It evaluates the profitability of a business.
- It helps to examine the benefits to be gained in the expansion of the business.
- It reduces the potential risk of failure, for the project.
- To discover what possible problems that can occur during the project.
- Based on those problems, analysis is done and best possible alternative solutions are designed and recommended.
- The best alternative solution is also formed.
- It enables to identify the critical issues and critical resources of the project.
- It evaluates the benefits from new methods of production, technology, or machinery.
- It estimates the cost, identifies any expected benefits.
- It also estimates how long the project will take and outlines any potential difficulties.

***Components of Feasibility Study**

There are basically four components, which are –

- i) Technical Feasibility
- ii) Operational Feasibility
- iii) Economic Feasibility
- iv) Scheduling Feasibility

i) Technical Feasibility: -

A system request is technically feasible if the organization has the resources to develop or purchase, install and operate the system. Since, system technically requires hardware, software, network, and people involved in completing the IT Help Desk. Thus, when assessing technical feasibility we need to ensure that, whether the required technology is available or not and whether the required resources for the system are available in terms of manpower and equipment. The organization must have technical expertise, if it doesn't, it has to be acquired. The proposed system should also be capable enough to match-up with the future needs. It should be flexible and can support expandability.

The technical feasibility is also concerned about hardware and software platform availability and hence its reliability is also relevant. It should be adaptable with any kind of information system. Overall, the combination of hardware and software should deliver adequate performance. Importantly, the system must be able to handle the projected growth of the organization in the future.

ii) Operational Feasibility: -

Operational feasibility is a measure of how well a proposed system solves the business problems of the organization and how it satisfies the requirements identified in the requirements analysis phase of the system development. In other words, assessing operational feasibility will allow us to gain a clear understanding of how as Information System (IS) will fit into the current day-to-day operations of the organization.

iii) Economic Feasibility: -

A System request is economically feasible if the projected benefits of proposed system outweigh the estimated costs involved in developing or purchasing, installing and operating it. The Proposed System should reduce cost and provide benefits. Economic feasibility evaluates the scope and areas where the reduction in the cost can be made and to what extent. It also deals about increased revenue for the company.

The newly proposed system should result in more information or produce better results. Apart from financial benefits, economic feasibility also analyses the growth in customer service and satisfaction. In economic feasibility, the most important is

cost-benefit analysis. As the name suggests, it is an analysis of the costs to be incurred in the system and benefits derivable out of the system. Economic analysis is used for evaluating the effectiveness of the proposed system.

iv)Scheduling Feasibility:-

A venture will bomb if not finished on time.In planning possibility, we gauge how much time the framework will take to finish, and with our specialized abilities we have to assess the period to finish the task utilizing different strategies for estimation.

Design

Whether you're a small business owner thinking about a new website, a web veteran in need of a trendy redesign, a digital marketing agency wanting to take their website to the next level or a interest in web design, you're more than likely going to seek some inspiration to kick start your web design project.

pleasure doesn't come from cookie cutter web design, it comes from trying new ideas, layouts and design techniques.

1. the best landing page designs with a design lean towards digital illustrations and big bold header design , should be responsive.
2. Web design and development competition body, to award design creativity and innovation on the internet.Its users credit a new website as the Site of The Day based on its design, usability, creativity and content.
3. All Shots can be searched and filtered according to keywords such as industry or business type.

Role in project

The goal is to try out new techniques, plugins, prototyping tools and solve design challenges. The role of a User Interface (UI) developer is to provide the user interface solution to the end user, including the final look, feel and behaviour of the interface in different contexts so that the user can stay maximum time till their work finished. UI Developer is the transform combination for the role of both the Web Designer and the Web Developer simultaneously. The task of the Web Designer was to design and create a page without considering the functional aspects of the page. While the changing nature of the industry and client requirements to have developers capable enough of adding dynamic content to web pages, lead to the evolution of the role of web designers into UI developers.

UI Developers manipulate a website as a collection of assets applied to the pages and are concerned with the overall user experience. Their basic role is basically concerned with the following aspects of User experience well :

- Aesthetics (Look and feel) of the UI
- Functionality
- Security capabilities

The competencies of a UI developer include the knowledge of following web development tools such as..

- HTTP
- HTML and HTML5
- CSS and CSS3
- JAVASCRIPT
- ANGULAR,
- BOOTSTRAP etc.

along with individual and personally capabilities such as human cognition, basic psychology and logic sorting ,user expactations.

Working Methodology

Our methodology is designed to help you take maximum advantage of the internet technologies. It incorporates all aspects related to your website and allows us to ensure that the final product is of the highest standards recommended by W3C. Below are the steps we will take to ensure that all your deliverables are completed in time and within budget.

1. Requirements analysis:-

The first step for us is to analyse and target market's requirements. Who will be visiting your website, what will be the purpose of their visit, and primary goal of website.

2. Formulate digital strategy:-

Based on the needs analysis, we determine the factors that will best serve your website and make it user friendly. We look at the trends in the market to ensure that you have the latest technology, components and elements. As a part of this phase, we also finalise the primary and secondary keywords or key-phrases for your website..

3. Web-page conceptualization:-

We consider this stage to be one of the most crucial factors in any project. We validate all single aspect of the design to ensure that each element is serving a specific need and the website is truly designed to attract the end user, retain and enhance the end user-experience too. we will submit designs and concepts for your review and feedback.

4. Web Development:-

Once we have received your acceptance of the detailed design, we proceed to the HTML pages. Primary and Secondary keywords or key-phrases are used throughout the development. The HTMLs are prepared in accordance with the W3C standards. Formerly the groundwork testing has completed, we then proceed to the multi-browser test, where your website is tested over major browsers.

4. Evaluation and fine-tuning:-

A long time ago website is passed through the introduction testing phase, we can handover the site for User Acceptance Testing. Upon receiving User Acceptance Testing signoff from you and based on your feedback, we will do the necessary changes to the website. Once all cleared from your end, we will proceed to the Data Migration phase.

5. Website handover:-

Once the site is setup on your destination server, upon your approval we make the website live and allow end user to access. One final set of testing is done on the live website for the quality assurance purposes and user requirement. We then hand over the control of the site to client and the organisation.

7. SEO:-

Your website will be Search Engine ready at the time of deployment and provide the services for which it is being developed. We have helped many of our clients achieve top rankings on Google through the onpage SEO. Even though, it is very difficult to guarantee any position on search engine, especially for a newly launched website/domain, we will have a clearer picture of your search engine ranking after the first three month's of it being live without paid SEO.

At that stage, we can conduct a inclusive Search Engine Analysis to assess over 100 factors that affect ranking of a website on the search engine to score top rank.

Testing

Web site testing is a software testing perform to test the websites or web applications for prospective bugs for the purpose to fix the bugs occurs. It's a complete testing of web-based applications before making live. A web-based system needs to be checked completely from end-to-end before it goes live for end users.

By performing arts of website testing, an association can make sure that the web-based system is functioning correctly and can be accepted by real-time users to produce expected outcome.

1. Functionality Testing

Testing for all the links in web pages, database connection, forms used for submit or in receipt of information from the user in the web pages, Cookie or session testing etc.

2. Usability Testing

Usability testing is the progression by which the human-computer communication personality of a system are calculated, and weaknesses are famous for correction.

Usability testing includes the following:

- The website should be easy to use.
- Instructions provide should be very clear.
- Check if the directions provided are perfect to assure its function.
- The header and footer should be provided on each single page.

3. Interface Testing

In web testing, the server side interface should be tested so that database can perform their task peacefully.

The main interfaces are:

- Web server and application server interface
- Application server and Database server interface.

4. Compatibility Testing

Compatibility of your website is a very important testing portion.

Observe which compatibility test to be execute:

- Browser compatibility
- Operating system compatibility
- Mobile browsing

- Printing options

5. Performance testing

The web application should maintain to heavy load. Web performance testing should include:

- Web Load Testing
- Web Stress Testing

Test application performance on different internet connection speed.

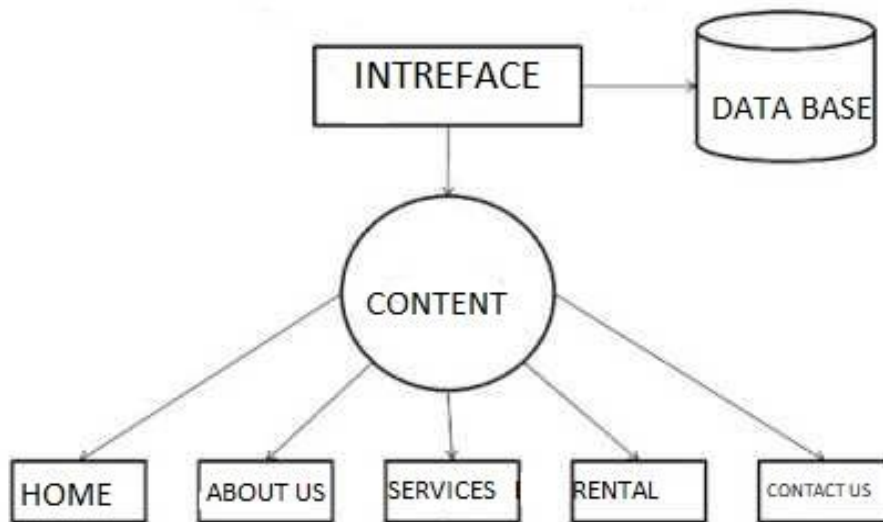
6. Security Testing

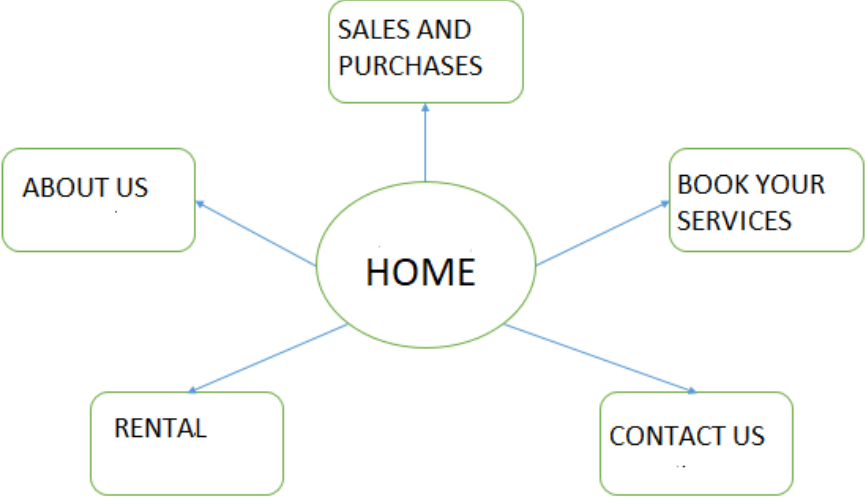
subsequent are some of the test cases for web security testing:

- Test by pasting internal URL directly into the browser address bar without login. Internal pages should not open.
- If you are logged in using username and password and browsing internal pages then try changing URL options directly.
- Try some invalid inputs in input fields like login username, password, input text boxes etc. Check the system's reaction to all invalid inputs..

DATA FLOW DIAGRAM

0 LEVEL DFD





SCREENSHOTS



Fig1.home page

Home x +

File | C:/Users/ARVIND/Desktop/pc_help_desk1/aboutus.html

COMTECH INFOSYSTEM SERVICES
"Safe & Secure Solutions"

Call Support Now 9811671050, 7210811583 support@cisg.in info@cisg.in

HOME ABOUT US SERVICES RENTAL SALES & PURCHASE BOOK YOUR SERVICES CONTACT US



Why CISGROUP

Comtech Infosystem Services provide you Computer Service & IT Solutions right when you need them. Whether you are a home user or a business person, we bring to you highly cost effective, unmatched services to create an extraordinary experience for you. What's more, if you are running a business minus IT department, call us now. We are there to play the role, effectively and efficiently without having to be physically present. Leave your IT worries to us. After all, your trust is all that matters to us. And, that's why we exist and call this service CISGROUP. We provides both off-site and on-site technical support and Computer Service for Laptops, Servers, and network infrastructure. We can troubleshoot the problems remotely of your computers and other IT related devices, as long as it is connected to the internet and if required we provide onsite visits by our qualified engineers. Based out of Noida the company is giving Computer Service, Hardware repair & AMC services in whole Noida, Delhi, Gurugram and NCR region. We provide Complete Computer services e.g. PC repair

Fig2.about us

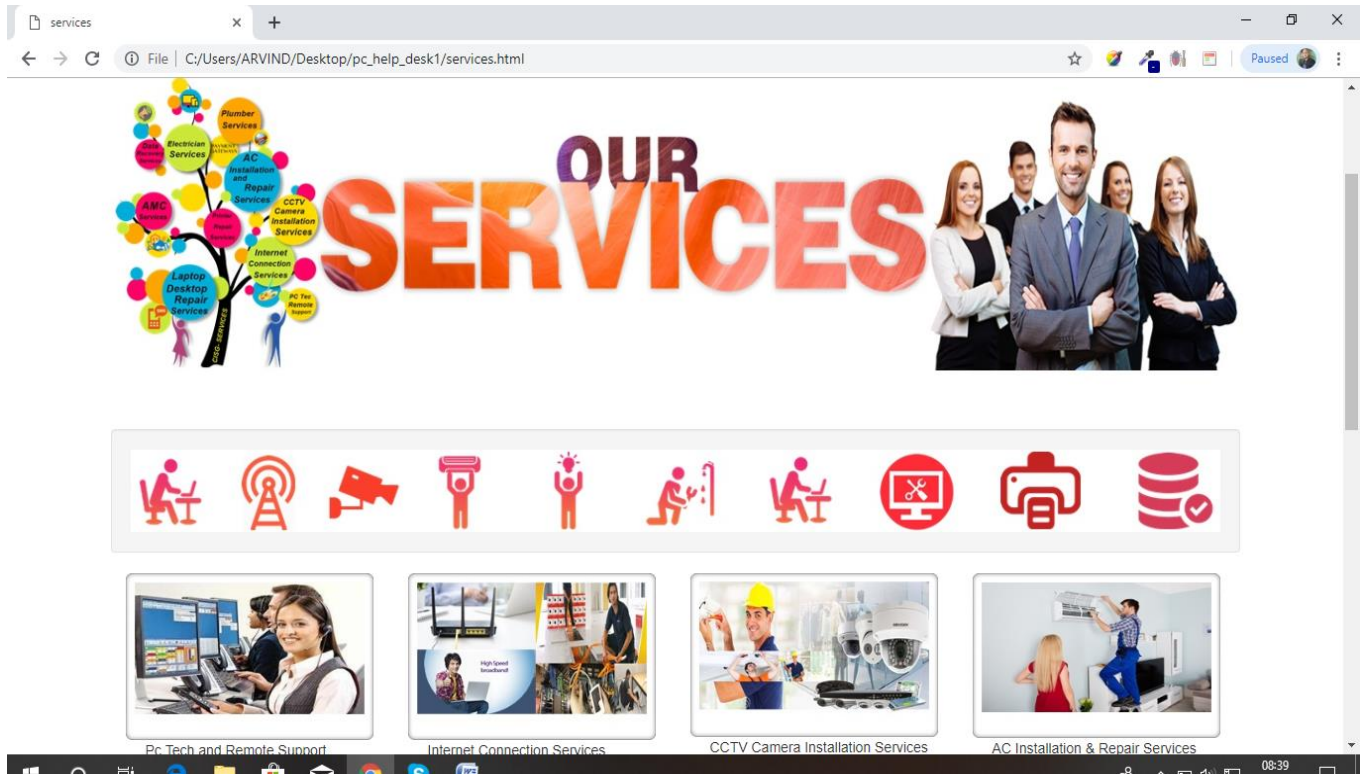


Fig3 our services

CODE

```
<!DOCTYPE html>
<html lang="en">

<head>

  <meta charset="UTF-8">

  <meta name="viewport" content="width=device-width, initial-scale=1.0">

  <meta http-equiv="X-UA-Compatible" content="ie=edge">

  <title>Home</title>

  <link rel="stylesheet"
href="https://use.fontawesome.com/releases/v5.6.3/css/all.css" integrity="sha384-
UHRtZLI+pbxtHCWp1t77Bi1L4ZtiqrqD80Kn4Z8NTSRyMA2Fd33n5dQ81WUE00s/"
  crossorigin="anonymous">

  <link rel="stylesheet" href="bootstrap.min.css">

  <script
src="https://ajax.googleapis.com/ajax/libs/jquery/3.3.1/jquery.min.js"></script>
  <script
src="https://maxcdn.bootstrapcdn.com/bootstrap/3.3.7/js/bootstrap.min.js"></script
>

  <link rel="stylesheet" href="main.css">

  <script src="main.js"></script>
```

```
</head>

<body>

  <div class="header">

    <a href="index.html" class="logo"></a>

    <div class="header-right">

      <a href="">

        <span>Call Support Now<i class="fa fa-phone"></i></span> &nbsp;
9811671050, 7210811583

      </a>

      <a href="mailto:support@cisg.in">

        <span class="glyphicon glyphicon-envelope"></span> &nbsp;
support@cisg.in &nbsp; info@cisg.in

      </a>

    </div>

  </div>

  <!-- <div class="topnav " id="myTopnav">

    <a href="index.html">HOME</a>

    <a href="#">ABOUT US</a>

    <a href="whypchelpdesk.html">SERVICES</a>

    <a href="#about" >RENTAL <span class="caret"></span></a>

    <a href="#about">SALE & PURCHASE</a>

    <a href="#about" >BOOK YOUR SERVICES</a>

    <a href="contactus.html">CONTACT US</a>

    <a href="javascript:void(0);" class="icon" onclick="myFunction()">&#9776;</a>
```

```

</div> -->

<nav class="navbar navbar-inverse">
  <div class="container-fluid">
    <div class="navbar-header">
      <button type="button" class="navbar-toggle" data-toggle="collapse"
data-target="#myNavbar">
        <span class="icon-bar"></span>
        <span class="icon-bar"></span>
        <span class="icon-bar"></span>
      </button>
      <a class="navbar-brand" href="index.html" style="font-
size:15px;">HOME</a>
    </div>
    <div class="collapse navbar-collapse" id="myNavbar">
      <ul class="nav navbar-nav">
        <li><a href="aboutus.html">ABOUT US</a></li>
        <li><a href="services.html">SERVICES</a></li>
        <li class="dropdown">
          <a class="dropdown-toggle" data-toggle="dropdown"
href="#">RENTAL <span class="caret"></span></a>
          <ul class="dropdown-menu">
            <li><a href="desktoprent.html">DESKTOP RENT</a></li>
            <li><a href="laptoprent.html">LAPTOP RENT</a></li>
            <li><a href="printerservices.html">PRINTER SERVICES</a></li>
          </ul>
        </li>
        <li><a href="saleandpurchase.html">SALES & PURCHASE</a></li>

```

```

        <li><a href="bookyourservices.html">BOOK YOUR SERVICES</a></li>

        <li><a href="contactus.html">CONTACT US</a></li>

    </ul>

</div>

</div>

</nav>

<!-------slider---->

<div class="container-fluid">

    <div id="myCarousel" class="carousel slide" data-ride="carousel">

        <!-- Indicators -->

        <ol class="carousel-indicators">

            <li data-target="#myCarousel" data-slide-to="0"
class="active"></li>

            <li data-target="#myCarousel" data-slide-to="1"></li>

            <li data-target="#myCarousel" data-slide-to="2"></li>

        </ol>

        <!-- Wrapper for slides -->

        <div class="carousel-inner">

            <div class="item active">

            </div>

            <div class="item">

```

```
        
    </div>

    <div class="item">
        
    </div>
</div>

<!-- Left and right controls -->
<a class="left carousel-control" href="#myCarousel" data-slide="prev">
    <span class="glyphicon glyphicon-chevron-left"></span>
    <span class="sr-only">Previous</span>
</a>

<a class="right carousel-control" href="#myCarousel" data-
slide="next">
    <span class="glyphicon glyphicon-chevron-right"></span>
    <span class="sr-only">Next</span>
</a>
</div>
</div>

<!-------slider end----->
<!-- section -->

<div class="container"></div>
<div class="section_contain">
    <h1>Managed IT Services</h1>
```

```
<p>COMTECH INFOSYSTEM SERVICES is here to provide you hassle free <span style="color:green">Managed IT Services,</span> consulting & best IT Solution right when you need them. Whether you are a home user or a business person, we bring to you highly cost effective, <span style="color:green">Managed IT Services</span>to create an extraordinary experience for you. What's more, if you are running a business minus IT department, call us now. We are there to play the role, effectively and efficiently remotely as well as having to physically present as per the requirement. Our unique <span style="color:green">Managed IT Services</span> and computer maintenance services can be customized to suit your individual IT requirements offering specialist support where and when it's needed, allowing you to best deploy your internal resources where they are most effective. We are located in Noida and giving services in South Delhi and Gurgaon.</p>
```

```
<!-- <div class="container">
```

```
<button type="button" class="btn btn-info" >Read more!</button>
```

```
</div> -->
```

```
<a href="services.html"><span class="btn btn-info">Read more!</span></a>
```

```
</div>
```

```
</div>
```

```
<!-- section end -->

<!-- iconbox-icon -->
<div class="iconbox-icon">
  <div class="row">
    <div class="col-sm-4">
      <div class="circle"><i class="fa fa-desktop circle_icons1" aria-
hidden="true"></i> </div>

      <a href="">
        <h1>REMOTE COMPUTER SUPPORT</h1>
      </a>
      <p>Get your computer issues fixed online from anywhere. Our highly
efficient technicians
        securely access your computer/IT Gadget and fix it online
using specialized software without any
        wait.</p>
    </div>
    <div class="col-sm-4">
      <div class="circle"><i class="fa fa-cogs circle_icons2" aria-
hidden="true"></i></div>

      <a href="">
        <h1>PC REPAIR & AMC SERVICES FOR HOME USERS.</h1>
      </a>
      <p>We provide you round the year computer maintenance support
through our Computer AMC
        packages. These packages are targeted towards both home and
business users keeping in mind their
```

```

        convenience and affordability.</p>

</div>

<div class="col-sm-4">

    <div class="circle"><i class="fa fa-database circle_icons3" aria-
hidden="true"></i></div>

    <a href="">

        <H1>COMPUTER AMC FOR BUSSINESS/SMEs IT INFRA.</H1>

    </a>

    <p>We provide AMC Services for IT Infrastructure for business or
enterprise which can be

        customized as per the business/organization's needs to help
you achieve increased productivity with

        reduced costs and minimum risks that result in great end user
experience.</p>

    </div>

</div>

</div>

<!-- iconbox-icon end -->

<div class="container"></div>

<div class="section2">

    <h1>What your clients say</h1>

</div>

<div class="row">

    <div class="col-sm-6">

        <div class="col-sm-6_contain_1">

            <p>"Brilliant experience ! Thank yo so much! You've been most
helpful, and

```


I am very happy with the IT Services rendered by COMTECH
INFOSYSTEM SERVICES IT team ! Thank you again! (for

sure,

I'll recommend you further) "</p>

</div>

</div>

<div class="col-sm-6">

<div class="col-sm-6_contain_2">

<div class="sharethis-inline-share-buttons"></div>

<p>" COMTECH INFOSYSTEM SERVICES have delivered on their
promise to be our IT partners. It

almost feels like we have our own IT department on site.

They are the best IT Team I have

worked

with to date and they provide best IT Services in NCR
Region. "</p>

</div>

</div>

</div>

</div>

<div class="container"></div>

<div class="footer">

<div class="row">

<div class="col-sm-3">

<h1>ABOUT</h1>

```
<p>COMTECH INFOSYSTEM SERVICES , the core service of Mars Infocare Solutions Pvt. Ltd, are here to provide you hassle free Computer AMC Services, Laptop Repair, PC Maintenance, Printer Repair & IT solutions right when you need them. Whether you are a home user or a business person.</p>
```

```
</div>
```

```
<div class="col-sm-3">
```

```
<h1>OUR SERVICES</h1>
```

```
<ul class="list" style="list-style: none;">
```

```
<li> <i class="fa fa-chevron-circle-right"></i><a href=""> PC Tech Support</a></li>
```

```
<li><i class="fa fa-chevron-circle-right"></i><a href="">PC Repair & AMC Service for Home USERS</a></li>
```

```
<li><i class="fa fa-chevron-circle-right"></i><a href="">Computer AMC Service Business/Enterprise</a></li>
```

```
<li><i class="fa fa-chevron-circle-right"></i><a href="">Laptop Repair Services</a></li>
```

```
<li><i class="fa fa-chevron-circle-right"></i><a href="">Printer Repair Services</a></li>
```

```
<li><i class="fa fa-chevron-circle-right"></i><a href="">Onsite Computer AMC Services</a></li>
```

```
</ul>
```

```
</div>
```

```
<div class="col-sm-3">
```

```
<h1>QUICK LINKS</h1>
```

```
<ul class="list" style="list-style: none;">
```

```
<li><i class="fa fa-chevron-circle-right"></i><a href="">Managed IT Services</a></li>
```

```
        <li><i class="fa fa-chevron-circle-right"></i><a href="">Why
so serius duck girl</a></li>
        <li><i class="fa fa-chevron-circle-right"></i><a
href="">Contact Us</a></li>

    </ul>
</div>
<div class="col-sm-3">
    <h1>ADDRESS</h1>
    <div class="row">
        <div class="col-sm-3_footer"><a class="footer_icon" href=""><i
class="fa fa-envelope"></i></a></div>
        <div class="col-sm-3_footer"><a class="footer_icon" href=""><i
class="fab fa-facebook-f"></i></a></div>
        <div class="col-sm-3_footer"><a class="footer_icon" href=""><i
class="fab fa-twitter"></i></a></div>

        <div class="col-sm-3_footer"><a class="footer_icon" href=""><i
class="fab fa-google-plus-g"></i></a></div>
    </div>
</div>
</div>
</div>
</div>
</body>
```

```
</html>
```

CSS

```
body {  
margin: 0px;  
padding: 0px;  
}  
  
.header {  
background-color: white;  
max-width: 100%;  
overflow: hidden;  
padding: 5px 40px 0px 40px;  
}  
  
@media screen and (max-width: 600px) {  
  .img_logo {  
margin-left: 90px;  
}  
}
```

```
.header-right {  
  float: right;  
  padding: 40px;  
  max-width: 100%;  
}
```

```
.header-right a {  
  padding: 20px;  
}
```

```
@media screen and (max-width: 600px) {  
  .header-right {  
    display: inline-block;  
    text-align: center;  
    padding: 20px;  
  }  
}
```

```
@media screen and (max-width: 600px) {  
  .header-right a {  
  
    text-align: center;
```

```
margin: 38px;
}
}

/* Add a black background color to the top navigation */
.topnav {
background-color:blue;
/* overflow: hidden; */
}

/* Style the links inside the navigation bar */
.topnav a {
float: left;
display: block;
color: black;
text-align: center;
padding: 16px 16px;

text-decoration: none;
font-size: 13px;
}
```

/* chnages occur for navigation bar */

.navbar{

background-color:#000080;

}

/* chnages occur-end */

/* Add an active class to highlight the current page */

.active {

background-color: white;

color: #1B98E0;

}

/* Hide the link that should open and close the topnav on small screens */

.topnav .icon {

display: none;

}

/* Dropdown container - needed to position the dropdown content */

.dropdown {

float: left;


```
overflow: hidden;  
}
```

```
/* Style the dropdown button to fit inside the topnav */
```

```
.dropdown .dropbtn {  
font-size: 17px;  
border: none;  
outline: none;  
color: #444444;  
padding: 14px 16px;  
background-color: inherit;  
font-family: inherit;  
margin: 0;  
}
```

```
/* Style the dropdown content (hidden by default) */
```

```
.dropdown-content {  
display: none;  
position: relative;  
background-color: #f9f9f9;
```

```
min-width: 160px;  
-webkit-box-shadow: 0px 8px 16px 0px rgba(0, 0, 0, 0.2);  
    box-shadow: 0px 8px 16px 0px rgba(0, 0, 0, 0.2);  
z-index: 1;  
}
```

```
/* Style the links inside the dropdown */
```

```
.dropdown-content a {  
    float: none;  
    color: black;  
    padding: 12px 16px;  
    text-decoration: none;  
    display: block;  
  
    text-align: left;  
}
```

```
/* Add a dark background on topnav links and the dropdown  
button on hover */
```

```
.topnav a:hover, .dropdown:hover .dropbtn {  
    background-color: #1B98E0;
```

```
}
```

```
/* Add a grey background to dropdown links on hover */
```

```
.dropdown-content a:hover {  
    background-color: #1B98E0;  
}
```

```
/* Show the dropdown menu when the user moves the mouse over  
the dropdown button */
```

```
.dropdown:hover .dropdown-content {  
    display: block;  
}
```

```
/* When the screen is less than 600 pixels wide, hide all links, except  
for the first one ("Home"). Show the link that contains should open  
and close the topnav (.icon) */
```

```
@media screen and (max-width: 600px) {  
    .topnav a:not(:first-child), .dropdown .dropbtn {  
        display: none;  
    }  
    .topnav a.icon {
```

```
float: right;  
display: block;  
}  
}
```

/* The "responsive" class is added to the topnav with JavaScript when the user clicks on the icon. This class makes the topnav look good on small screens (display the links vertically instead of horizontally) */

```
@media screen and (max-width: 600px) {  
.topnav.responsive {  
position: relative;  
}
```

```
.topnav.responsive a.icon {  
position: relative;  
right: 0;  
top: 0;  
}
```

```
.topnav.responsive a {  
float: none;  
display: block;
```

text-align: left;

}

.topnav.responsive .dropdown {

float: none;

}

.topnav.responsive .dropdown-content {

position: relative;

}

.topnav.responsive .dropdown .dropbtn {

display: block;

width: 100%;

text-align: left;

}

}

.carousel-inner {

margin-top: 1.5%;

}

.bg_img {

background-position: cover cover;

width: 100%;

}

.section_contain {

background-color: #f4f2f2;

overflow: hidden;

height: 80vh;

width: 100%;

}

.section_contain h1 {

color: #444444;

padding: 30px;

}

.section_contain p {

color: #959595;

text-align: justify;

padding: 0px 30px 0px 30px;

font-size: 17px;

font-family: "open sans" sans-serif;

}

@media screen and (max-width: 600px) {

.section_contain {

height: 129vh;

}

}

.btn-info {

position: absolute;

right: 5%;

background-color: #1B98E0;

font-size: 20px;

}

.iconbox-icon {

background-color: white;

overflow: hidden;

```
width: 100%;  
  
}  
  
.col-sm-4 p {  
  text-align: center;  
  color: #959595;  
  font-size: 17px;  
  padding: 15px;  
  
}  
  
.col-sm-4 h1 {  
  text-align: center;  
  color: #444444;  
  font-size: 22px;  
  padding-left: 2%;  
  
}  
  
.col-sm-4 a:hover h1 {  
  color: #1B98E0;  
  text-decoration: none;  
  
}
```



```
.circle {  
  height: 120px;  
  width: 120px;  
  background-color: white;  
  border: 2px solid #1B98E0;  
  
  border-radius: 120%;  
  margin: 15% 0% 0% 33%;  
}
```

```
.col-sm-4 .circle_icons1 {  
  color: #1B98E0;  
  font-size: 55px;  
  margin: 33px 0px 0px 27px !important;  
}
```

```
.circle_icons2 {  
  color: #1B98E0;  
  font-size: 55px;  
  text-align: center;
```

margin: 33px 0px 0px 27px;

}

.circle_icons3 {

color: #1B98E0;

font-size: 55px;

text-align: center;

margin: 33px 0px 0px 35px !important;

}

.section2 {

width: 100%;

background-color: white;

height: 100vh;

overflow: hidden;

}

.section2 h1 {

color: #1B98E0;

text-align: center;

padding-top: 10%;

```
}
```

```
.col-sm-6_contain_1 {  
  height: 230px;  
  width: 90%;  
  border: 2px solid #f4f2f2;  
  border-radius: 4%;  
  margin-left: 60px;  
}
```

```
@media screen and (max-width: 600px) {  
  .col-sm-6_contain_1 {  
    margin-left: 20px;  
  }  
}
```

```
.col-sm-6_contain_1:hover {  
  border: 2px solid #1B98E0;  
}
```

```
.col-sm-6_contain_1 p {  
  padding: 20px;
```

```
font-family: Georgia, 'Times New Roman', Times, serif;  
font-size: 20px;  
}
```

```
.col-sm-6_contain_2 {  
  height: 230px;  
  width: 90%;  
  border: 2px solid #f4f2f2;  
  border-radius: 4%;  
  margin-right: 40px;  
}
```

```
@media screen and (max-width: 600px) {  
  .col-sm-6_contain_2 {  
    margin-left: 20px;  
    margin-top: 20px;  
  }  
}
```

```
.col-sm-6_contain_2:hover {
```

```
border: 2px solid #1B98E0;  
}
```

```
.col-sm-6_contain_2 p {  
padding: 20px;  
font-family: Georgia, 'Times New Roman', Times, serif;  
font-size: 20px;  
}
```

```
.footer {  
width: 100%;  
height: 190vh;  
height: auto;  
overflow: hidden;  
background-color: #333333;  
}
```

```
@media screen and (max-width: 600px) {  
.footer {  
height: 130vh;
```

```
}
```

```
}
```

```
.col-sm-3 {
```

```
  color: aliceblue;
```

```
}
```

```
.col-sm-3 h1 {
```

```
  font-size: 20px;
```

```
  text-align: center;
```

```
}
```

```
.col-sm-3 p {
```

```
  padding: 20px 0px 0px 30px;
```

```
}
```

```
.list a {
```

```
  color: white;
```

```
}
```

```
.list a:hover {  
    color: #1B98E0;  
}
```

```
.col-sm-3_footer {  
    border: 2px solid #959595;  
    width: 50px;  
    height: 50px;  
    border-radius: 5px;  
    display: inline-block;  
}
```

```
.footer_icon {  
    font-size: 30px;  
    color: white;  
    padding: 10px;  
}
```

```
@media screen and (max-width: 600px) {  
    .col-sm-3_footer {
```

```
margin-left: 35px;  
}  
}
```

```
.pchelpdesk_nav_bottom {  
background-color: #1B98E0;  
overflow: hidden;  
height: 70px;  
width: 100%;  
}
```

```
.pchelpdesk_nav_bottom h1 {  
color: aliceblue;  
font-size: 25px;  
padding-left: 30px;  
position: absolute;  
}
```

```
.pchelpdesk_nav_bottom a {  
color: aliceblue;
```

```
padding: 20px;
```



```
position: relative;  
top: 22px;  
left: 75%;  
}
```

```
@media screen and (max-width: 600px) {  
  .pchelpdesk_nav_bottom a {  
    display: none;  
  }  
}
```

```
.PCHELPDESK_section_left p {  
  font-size: 14px;  
  color: #959595;  
  padding: 40px;  
  text-align: justify;  
  font-family: sans-serif;  
}
```

```
.PCHELPDESK_section_right h1 {
```

padding: 20px;

}

.PCHELPDESK_section_right_logo {

width: 100%;

height: 80px;

}

@media screen and (max-width: 600px) {

.PCHELPDESK_section_right_logo {

margin-left: 20px;

}

}

.PCHELPDESK_logo {

height: 56px;

width: 56px;

border: 2px solid #1B98E0;

border-radius: 50%;

margin-top: 20px;

```
}
```

```
.PCHELPDESK_inner_logo1 {
```

```
font-size: 30px;
```

```
color: #1B98E0;
```

```
padding: 16px;
```

```
}
```

```
.PCHELPDESK_section_right_logo p {
```

```
padding: 10px;
```

```
font-size: 20px;
```

```
}
```

```
.PCHELPDESK_inner_logo2 {
```

```
font-size: 30px;
```

```
color: #1B98E0;
```

```
padding: 14px;
```

```
}
```

```
.PCHELPDESK_inner_logo3 {
```

```
font-size: 30px;
```

```
color: #1B98E0;  
padding: 13px;  
}  
  
.address {  
margin: -57px -30px 0px 0px;  
}  
  
.PCHELPDESK_form {  
padding: 16px;  
background-color: white;  
}  
  
/* Full-width input fields */  
input {  
width: 100%;  
padding: 15px;  
margin: 5px 0 22px 0;  
  
display: inline-block;  
border: none;  
border-radius: 25px;
```

```
background: #f1f1f1;
}

.PCHELPDESK_image {
height: 400px;
background-size: cover;
background-repeat: no-repeat;
background-position: center center;
width: 90%;
background-image: url("../css/image/Home Photo-02.jpg");
margin: 40px;
}

@media screen and (max-width: 600px) {
.PCHELPDESK_image {
margin: 20px;
width: 90%;
}
}

td {
```

```
border: 1px solid white;  
text-align: left;  
padding: 8px;  
}
```

```
table {  
font-family: arial, sans-serif;  
color: #444444;  
font-size: 15px;  
border-collapse: collapse;  
width: 70%;  
margin: 40px;  
}
```

```
.PCHELPDESK_section_left h2 {  
color: #444444;
```

```
text-align: justify;  
padding: 20px 0px 0px 40px;  
}
```

```
@media screen and (max-width: 600px) {
```

```
.PCHELPDESK_section_left h2 {  
    text-align: center;  
    padding-left: 20px;  
}  
}
```

```
.PCHELPDESK_section_left h5 {  
    color: #444444;  
    padding-left: 40px;  
}
```

```
.header-laptop-repair-services {  
    width: 100%;  
    height: 200px;  
    text-align: center;  
  
    padding: 40px auto;  
    background-color: #F2F2F2;  
}
```

```
@media screen and (max-width: 600px) {  
    .header-laptop-repair-services {
```

```
    height: 120px;
  }
}
```

```
.header-laptop-repair-services h3 {
  padding-top: 30px;
  text-align: center;
}
```

```
@media screen and (max-width: 600px) {
  .header-laptop-repair-services h3 {
    padding-top: 20px;
  }
}
```

```
.header-laptop-repair-services p {
  font-size: 16px;
}
```

```
.header-laptop-repair-services p a {
  font-size: 16px;
}
```



```
.techsupport-img img {  
  padding: auto;  
  margin: 5px 30% 50px 30%;  
}
```

```
@media screen and (max-width: 600px) {  
  .techsupport-img img {  
    margin-left: 33px;  
  }  
}
```

```
.logo-space-subsection_left {  
  
width: 40px;  
  height: 40px;  
  margin-left: 10px;  
}
```

```
.headingTag-subsection_left {  
  font-size: 30px;  
  color: #444444;
```

```
}
```

```
.heading-subsection-left {
```

```
display: inline;
```

```
padding-left: 10px;
```

```
font-size: 18px;
```

```
}
```

```
.second-inline-row {
```

```
margin-top: 80px;
```

```
}
```

```
.map {
```

```
padding: 100px;
```

```
}
```

```
.contact_section_left {
```

```
padding: 70px;
```

```
}
```

```
.contact_address {
```

margin: -51px 0px 0px 40px;

}

/*# sourceMappingURL=main.css.map */

/* css for bookservices */

FUTURE SCOPE

We all know that the Internet has become the lifeline of any business.

If you're over a certain age, you'll probably know that people have been foretelling the death of the PC for many years, yet our favorite platform isn't going anywhere. For many it's simply into a smaller form factor, handheld devices that they carry with them at all times.

But in the more strict sense of what a PC is, the desktop environment, it remains to this day the best option for productivity, content creation, and even gaming. But what does the future hold for the desktop PC, and what kind of experiences can we expect when using one.

we'll call some predictions about the next generation of PCs. Rather than dreaming far into the future, we'll try to go for the practical and feasible.

Resource are assest of any organistion which may be protected from other source feom being access ,it help to grow in the business and keep your resource safe from threates.

REFERENCES

REFERENCES

1. Oliver, Haslam (4 September 2015). [*"The Best Help Desk Software of 2015"*](#). Pcmag.
2. [*"History of Help Desk Software: Evolution and Future Trends"*](#). Compare
3. Gary, Hilson (23 July 2015). [*"Canada lags U.S. in adopting help desk software as email, spreadsheets still prevail"*](#). *IT World Canada*. Retrieved 11 January 2016.
4. Jammi, Nandini (27 January 2015). [*"What Is a Helpdesk? What Isn't a Helpdesk?"*](#). Kayako. Retrieved 16 May 2018.
5. Suzanne, Kattau (4 September 2014). [*"5 Tips: Pick the Right Help Desk Software for Your Small or Midsize Business"*](#). Pcmag. Retrieved 11 January 2016.
6. [*"How to Find the Right Helpdesk Software to Turbo-Charge Your Business"*](#). huffington Post.
7. Chloe, Green (5 November 2015). [*"How to choose the right help desk software: a step-by-step guide"*](#). Information-age. Retrieved 11 January 2016.